



Yale Assure Lock - E-Keypad Deadbolt Installation Guide (Keypad YRD410 or Touchscreen YRD420)









Notice: Before installing your lock, be sure to follow the steps on the yellow Quick Start Guide.

Tools Needed



Standard Phillips Head Screwdriver

Tools Needed To Adjust An Existing Door
or Prep a New Door



Drill Utility Knife Pencil Wood Mortise Chisel Tape Measure Level